



Centrum  
Doradztwa  
Zawodowego  
dla Młodzieży

Labour Market and Economy Observatory  
of Poznan Agglomeration



# Poznan Agglomeration in numbers 2024

# Contents

## Demography

Total population .....	4
Population by sex .....	4
Net migration rate.....	4
Ageing ratio .....	5
Projected ageing ratio .....	5
Population growth rate .....	5
Population by economic age groups .....	6
Projected population by economic age groups 2025–2060 .....	7

## Economy

Number of national economy entities.....	8
Number of employers per 100 persons of working-age.....	8
New-registered national economy entities.....	9
Unregistered national economy entities .....	9
Communes' budget expenditures per capita.....	9

## Labour market

Total registered unemployment rate .....	11
Registered unemployed persons, share of registered unemployed persons in the population in the working age.....	11
Registered unemployed persons by sex.....	11
Registered unemployed persons by age .....	12
Unemployed persons by educational attainment level .....	12
Registered unemployed persons by communes .....	13
Total activity rate .....	14
Activity rate by sex.....	14
Activity rate by working-age and sex .....	14
Outflow into employment.....	14

## Education

Number of post-secondary schools & pupils enrolled in post-secondary education .....	15
Number of universities .....	15
Number of students.....	16
The most popular professions chosen by pupils in basic vocational & upper-secondary vocational school.....	17
The most popular faculties chosen by students by the number of candidates per one place.....	18

## Foreigners in education

Number & origin of foreign students in secondary schools .....	19
Number of foreign students starting education at Poznań universities .....	20
The most popular professions among foreign students in basic & upper-secondary vocational schools .....	21
The most popular fields of study among foreigners starting education at Poznań universities.....	22
Origin of foreign students starting education at Poznań universities.....	22

# Demography

## Total population

(as of 31st December 2023)

Poznań District  
**448663**

The City of Poznań  
**538439**

## Population by sex

(as of 31st December 2023)

Poznań District  
**F – 230192**  
**M – 218471**

The City of Poznań  
**F – 287207**  
**M – 251232**

## Net migration rate

(as of 31st December 2023)

The difference of immigrants and emigrants of an area in a period of time. Positive values represent more people entering the region, while negative more people leaving the region.

Poznań District  
**5350**

The City of Poznań  
**-1071**

## Ageing ratio

(as of 31st December 2023)

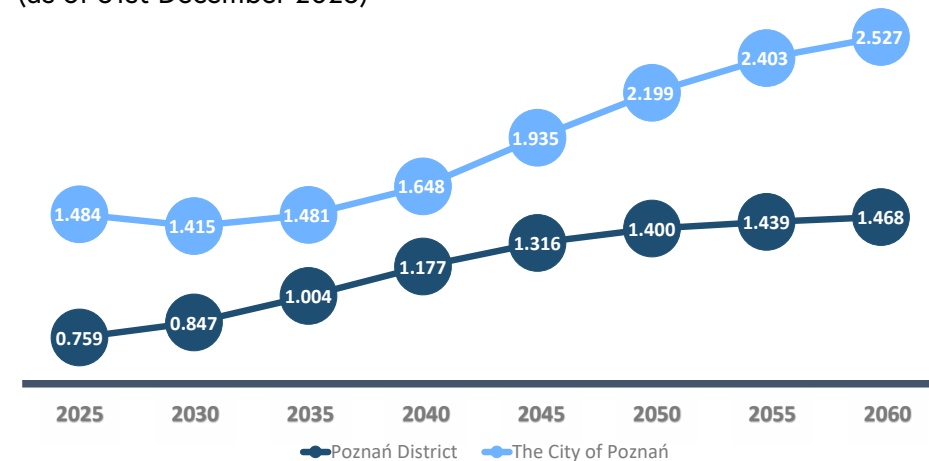
The quotient of old-age persons and young people (0-14 years) of an area in a period of time. The higher the ratio, the older the society, because there are more old-age persons per young people.

Poznań District  
**0.738**

The City of Poznań  
**1.541**

## Projected ageing ratio

(as of 31st December 2023)



## Population growth ratio

(as of 31st December 2023)

The difference of births and deaths of an area in a period of time. Positive values represent population is increasing, while negative population is decreasing.



Poznań District  
**689**

The City of Poznań  
**-1436**


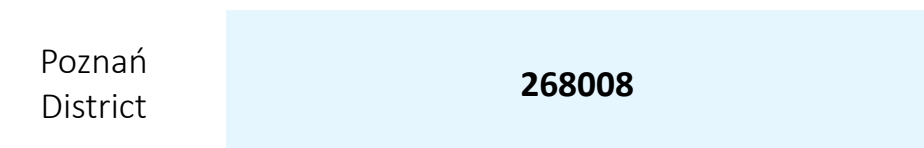
# Population by economic age groups

(As of 31st December 2023)



## Pre-working age



## Working age



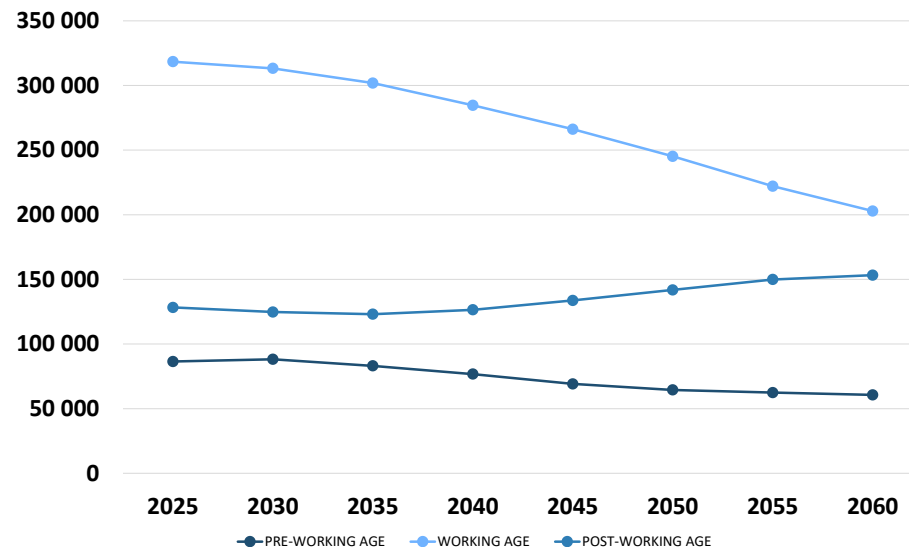
## Post-working age



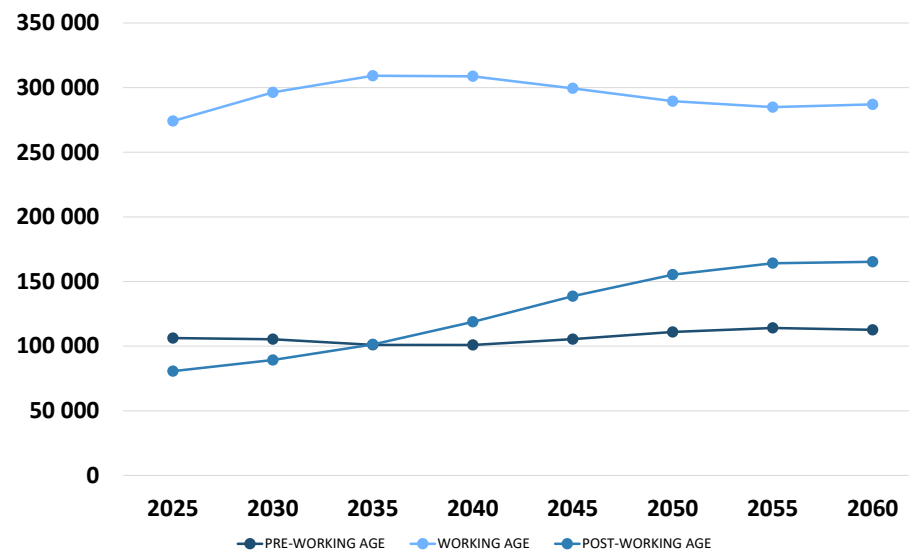
# Projected population by economic age groups 2025–2060

(As of 31st December 2023)

## The City of Poznań



## Poznan District



# Economy

## Number of national economy entities

(as of 30th September 2024)

Poznań District  
**80319**

The City of Poznań  
**133476**

National economy entities - a legal person, an organizational entity without legal personality and a natural person conducting economic activity. In the Official Register of Units of the National Economy (REGON) the term entity of the national economy is identical to the term legal entity.

Published data do not contain natural persons conducting agricultural enterprises.

National economy entities create jobs and contribute to the development and flexibility growth of the local labour market.

## Number of natural persons conducting economic activity per 100 persons of working age

(As of 31st December 2023)

Poznań District  
**22.3**

The City of Poznań  
**24.7**

## New-registered national economy entities

(as of 30th September 2024)

Poznań  
District

public sector  
**0**

private sector  
**500**

The City of  
Poznań

public sector  
**0**

private sector  
**870**

## Unregistered national economy entities

(as of 30th September 2024)

Poznań  
District

public sector  
**0**

private sector  
**252**

The City of  
Poznań

public sector  
**0**

private sector  
**486**

## Communes' budget expenditures per capita

(As of 31st December 2023)

Budget expenditures per one dweller in PLN. The higher the indices the more funds are spent per one person.



# Labour market

Buk  
**7378.47**

Czerwonak  
**7373.84**

Dopiewo  
**6118.82**

Kleszczewo  
**7913.53**

Komorniki  
**7020.67**

Kostrzyn  
**6084.77**

Kórnik  
**8791.70**

Luboń  
**5828.76**

Mosina  
**5680.84**

Murowana Goślina  
**5334.15**

Pobiedziska  
**7101.57**

Puszczykowo  
**6463.77**

Rokietnica  
**5650.19**

Sęszew  
**613.82**

Suchy Las  
**10302.09**

Swarzędz  
**7537.38**

Tarnowo Podgórne  
**11778.9**

Poznań  
**10322.11**

## Total registered unemployment rate

(as of 30th September 2024)

Ratio of registered unemployed persons to the number of the active civilian population (i.e. the sum of employed and unemployed).

Poznań District  
**1.0%**

The City of Poznań  
**1.1%**

## Share of the registered unemployed persons in the population in the working age

(as of 31st December 2024)

Poznań District  
**0.8%**

The City of Poznań  
**1.1%**

## Registered unemployed persons by sex

(as of 30th September 2024)

Poznań District  
**F – 56.8%**  
**M – 43.2%**

The City of Poznań  
**F – 51.0%**  
**M – 49.0%**

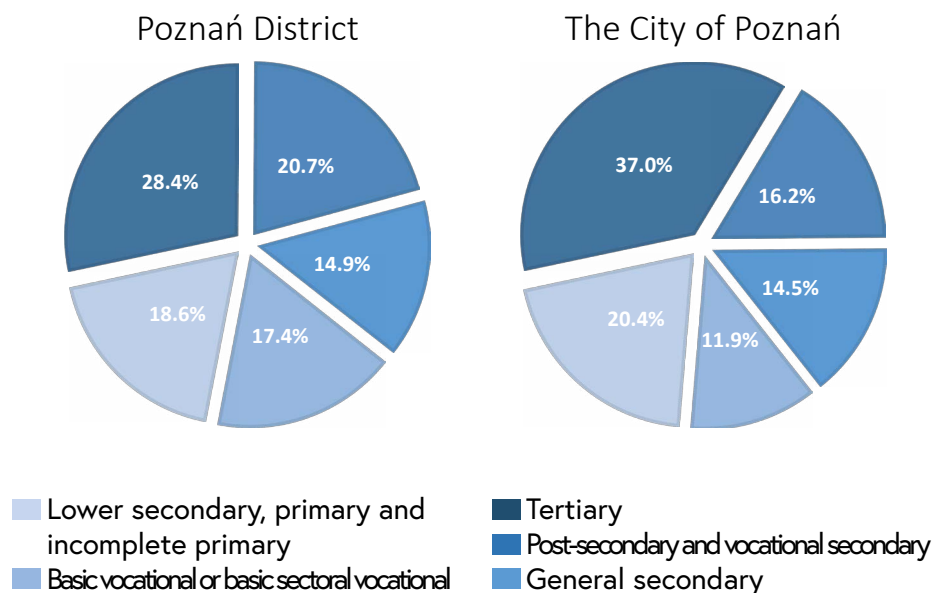
## Registered unemployed persons by age

(as of 30th September 2024)

	Poznań District	The City of Poznań
18-24	<b>9.7%</b>	<b>6.3%</b>
25-34	<b>23.4%</b>	<b>22.5%</b>
35-44	<b>29.2%</b>	<b>29.7%</b>
44-54	<b>21.3%</b>	<b>24.3%</b>
55+	<b>16.4%</b>	<b>17.3%</b>

## Unemployed persons by educational level

(as of 30th September 2024)



## Registered unemployed persons by com-

munes (as of 30th September 2024)

Agglomeration <b>5919</b>	
Buk <b>77</b>	Czerwonak <b>132</b>
Dopiewo <b>148</b>	Kleszczewo <b>49</b>
Komorniki <b>144</b>	Kostrzyn <b>120</b>
Kórnik <b>148</b>	Luboń <b>186</b>
Mosina <b>201</b>	Murowana Goślina <b>84</b>
Pobiedziska <b>106</b>	Puszczykowo <b>71</b>
Rokietnica <b>110</b>	Stęszew <b>82</b>
Suchy Las <b>106</b>	Swarzędz <b>288</b>
Tarnowo Podgórne <b>129</b>	Poznań <b>3675</b>

## Activity rate

(As of 31st December 2024)

Percentage share of the economically active population of a given category in the whole population of a given category.

Greater Poland Voivodship –  
total  
**59.9%**

Greater Poland Voivodship –  
in working age population  
**82.3%**

## Activity rate by sex

(As of 31st December 2024)

Greater Poland Voivodship **F – 52.4%, M – 68.1%**

## Activity rate in working age population by sex

(As of 31st December 2024)

Greater Poland Voivodship **F – 77.4%, M – 86.8%**

## Outflow to employment

(as of 30th September 2024)

Poznań District  
**297**

The City of Poznań  
**442**

# Education

## Number of post-secondary schools and enrolled pupils

(as of 30th September 2024)

	Poznań District	The City of Poznań
General secondary school	Schools: <b>6</b> Pupils: <b>1425</b>	Schools: <b>28</b> Pupils: <b>16363</b>
Upper-secondary vocational school	Schools: <b>6</b> Pupils: <b>2030</b>	Schools: <b>16</b> Pupils: <b>10460</b>
Basic vocational school	Schools: <b>4</b> Pupils: <b>879</b>	Schools: <b>14</b> Pupils: <b>2771</b>

## Number of universities

according to The System of Information on Science and Higher Education POL-on, in the academic year of 2024/2025

Public  
**8**

Private  
**14**

## Students starting education at Poznań universities

in the academic year of 2024/ 2025 (full-time first grades and full-time Master courses)

Adam Mickiewicz University	<b>7197</b>
University of Technology	<b>3443</b>
University of Economics	<b>1918</b>
University of Life Sciences	<b>1712</b>
University of Medical Sciences	<b>1271</b>
Academy of Physical Education	<b>1013</b>
Academy of Music	<b>164</b>
University of Arts	<b>n.a.</b>

## The most popular professions chosen by pupils in basic and upper-secondary vocational schools

(as of 30th September 2024)

### Upper-secondary vocational schools:

	Poznań District	The City of Poznań
1.	<b>Logistics technician</b>	<b>IT technician</b>
2.	<b>IT technician</b>	<b>Programming technician</b>
3.	<b>Hotel industry technician</b>	<b>Automotive vehicles technician</b>
4.	<b>Landscape architectural technician</b>	<b>Nutrition and catering services technician</b>
5.	<b>Advertising technician</b>	<b>Building technician</b>

### Basic vocational schools:

	Poznań District	The City of Poznań
1.	<b>Cook</b>	<b>Automotive vehicles mechanic</b>
2.	<b>Automotive vehicles mechanic</b>	<b>Cook</b>
3.	<b>Hairdresser/barber</b>	<b>Hairdresser/barber</b>
4.	<b>Electrical mechanic of automotive vehicles</b>	<b>Confectioner</b>
5.	<b>Confectioner</b>	<b>Warehouse-logistics operator</b>

## The most popular faculties chosen by students

(in the academic year of 2024/2025, according to public universities of the city of Poznań)

1.	<b>Faculty of medicine</b> University of Medical Sciences <b>2563</b>
2.	<b>Psychology</b> Adam Mickiewicz University <b>2192</b>
3.	<b>Automatic control and robotics</b> University of Technology <b>1535</b>
4.	<b>Law</b> Adam Mickiewicz University <b>1483</b>
5.	<b>Computer Science</b> University of Technology <b>1431</b>

## Candidates per 1 place

(in the academic year of 2024/2025, according to public universities of the city of Poznań)

1.	<b>Psychology</b> Adam Mickiewicz University <b>18.3</b>
2.	<b>Faculty of dentistry</b> University of Medical Sciences <b>15.0</b>
3.	<b>Korean Philology</b> Adam Mickiewicz University <b>13.7</b>
4.	<b>Artificial Intelligence</b> University of Technology <b>12.5</b>
5.	<b>Biomedical Engineering</b> University of Technology <b>11.9</b>



## Foreigners in education

### Number and origin of foreign students in secondary schools

(as of 30th September 2024 r. in schools where the governing body is a district or city)

	Poznań District	The City of Poznań
General secondary school	Pupils: <b>49</b> <b>89.8%</b> of whom are from Ukraine	Pupils: <b>664</b> <b>76.7%</b> of whom are from Ukraine
Upper-secondary vocational school	Pupils: <b>164</b> <b>88.4%</b> of whom are from Ukraine	Pupils: <b>1118</b> <b>87.5%</b> of whom are from Ukraine
Basic vocational school	Pupils: <b>57</b> <b>100%</b> of whom are from Ukraine	Pupils: <b>299</b> <b>94.3%</b> of whom are from Ukraine

## Number of foreign students starting education at Poznań universities

(in the academic year of 2024/2025, according to public universities of the city of Poznań)

Adam Mickiewicz University	<b>556</b>
University of Life Sciences	<b>308</b>
University of Economics	<b>223</b>
University of Technology	<b>154</b>
Academy of Physical Education	<b>24</b>
Academy of Music	<b>19</b>
University of Medical Sciences	<b>11</b>
University of Arts	<b>n.a.</b>

## The most popular professions chosen by foreign pupils in basic and upper-secondary vocational schools

(as of 30th September 2024 r. in schools where the governing body is a district or city)

### Upper-secondary vocational schools:

	Poznań District	The City of Poznań
1.	<b>Hotel industry technician</b>	<b>IT technician</b>
2.	<b>IT technician</b>	<b>Programming technician</b>
3.	<b>Logistics technician</b>	<b>Logistics technician &amp; Advertising technician</b>
4.	<b>Landscape architectural technician &amp; Mechanic technician</b>	<b>Photography and multimedia technician &amp; Digital graphics and printing technician</b>
5.	<b>Automation technician</b>	<b>Automotive vehicles technician</b>

### Basic vocational schools:

	Poznań District	The City of Poznań
1.	<b>Cook</b>	<b>Automotive vehicles mechanic</b>
2.	<b>Automotive vehicles mechanic</b>	<b>Confectioner</b>
3.	<b>Confectioner</b>	<b>Cook</b>
4.	<b>Carpenter</b>	<b>Electrical mechanic of automotive vehicles</b>
5.	<b>Hairdresser</b>	<b>Electronics specialist</b>

## The most popular fields of study among foreigners starting education at Poznań universities

(in the academic year of 2024/ 2025)

1. **Agri-food Economics and Trade** University of Life Sciences **71**
2. **Management** University of Economics **48**
3. **Biotechnology** University of Life Sciences **47**
4. **International relations** Adam Mickiewicz University **46**
5. **Food technology and human nutrition** University of Life Sciences **45**

## Origin of foreign students starting education at poznań universities

(in the academic year of 2024/ 2025)

1. Ukraine **450**
2. Belarus **199**
3. Nigeria **127**
4. Turkey **56**
5. Rwanda **44**



Labour Market and Economy Observatory  
of Poznan Agglomeration

Labour Market and Economy Observatory of Poznan Agglomeration has run since 2013. The main tasks conducted by the Observatory are:

1. Local entrepreneurs' staff demand as well as secondary and post-secondary pupils' educational and career plans research;
2. Monitoring and forecasting local labour market;
3. Gathering, processing and publishing reliable information regarding local labour market trends, entrepreneurs' staff demand, educational offer;
4. Optimize cooperation between persons implementing educational policy (including school directors) and business environment in the Poznan agglomeration.

### Observed and analyzed fields:

Demography · Economy · Labour Market · Education



ul. Działyńskich 4/5, 61-727 Poznań

phone: (61) 855-76-04 | GSM: 514 836 215  
obserwatorium@cdzdm.pl | linktr.ee/cdzdm